

Looking to switch your Wellbeats Wellness portal to French?

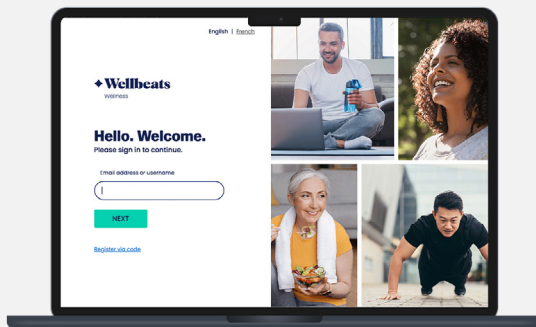
Please note that French is currently not available on the mobile app. This can only be done on the web version.

Here are two ways to switch your Wellbeats account to French:

1. From the Login Page

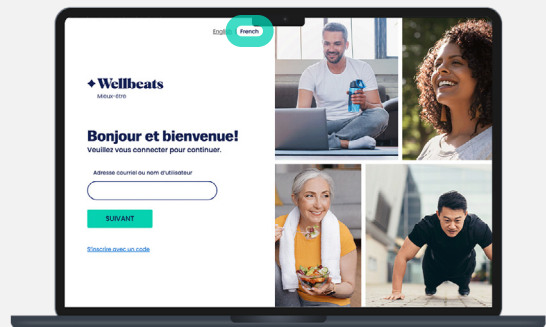
1

Go to the Wellbeats Wellness portal: portal.wellbeats.com



2

At the top, select **French** to change from English and log in

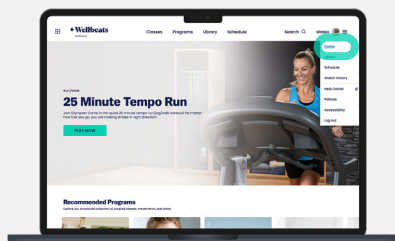


Please Note: You can switch the login page between English and French but may need to confirm the language selection again under your Profile as browser settings and cookies may vary.

2. From the Home Page

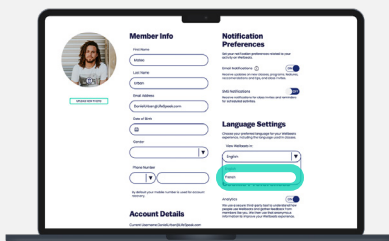
1

At the top of the page click on the profile image and then select **Profile**



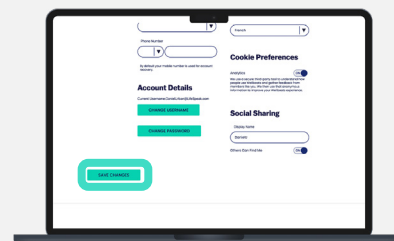
2

On the profile page, scroll down to language settings and select **French**



3

Then select **Save Changes**



Still having trouble? Please reach out to your sponsoring organization or contact the Wellbeats *Wellness* Support Team at support@wellbeats.com.

NEW TO WELLBEATS *WELLNESS*?

Find how-to guides, video tutorials, and other resources to help you make the most of your Wellbeats *Wellness* experience: wellbeats.com/faqs.